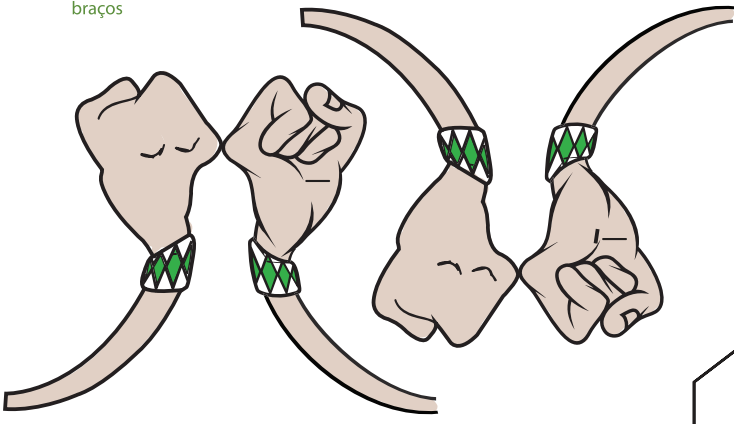



VERDÃO 40 ANOS

HISTÓRIA DE GARRA,
FUTURO DE GLÓRIA.

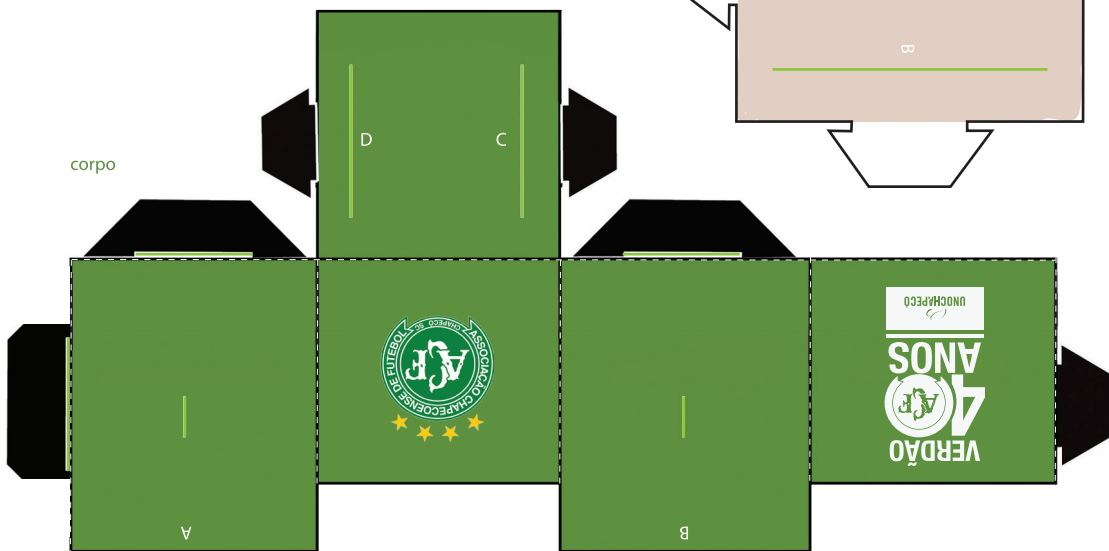
braços



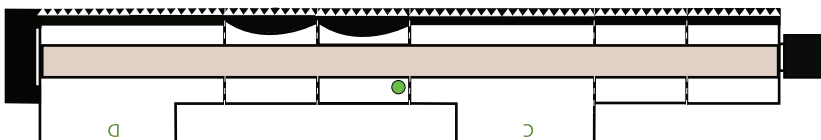
cabeça



corpo



pernas



PAPERTOY DO VERDÃO

Recorte os traços verde claro e ao redor das peças, mantendo os encaixes.

Dobre as partes tracejadas e as partes para encaixe.

Encaixe as peças, ligando "A" com "A", "B" com "B", "C" com "C" e "D" com "D"

Braços: recorte, cole e encaixe no corpo nos quadrados A e B.



UNOCHAPECÓ